

AL-JAMARAT

A Guide for Pilgrims



وزارة الحج والعمرة
MINISTRY OF HAJJ AND UMRAH

Strategic partner

أوقاف
الهيئة العامة للأوقاف
GENERAL AUTHORITY FOR AWQAF



This guide is available in the following languages. Click on your preferred language to download it:

English

ENG

عربي

AR

বাংলা

BEN

Bahasa Indonesia

IND

Français

FRA

Hausa

HAU

Türkçe

TUR

اُردُو

URD

Español

SPN

Русский язык

RUS

Bahasa Malaysia

MAY

සිංහල භාෂාව

SIN

አማርኛ

AMH

فارسی

PER





Index

Click on any title to get to the desired page



▶ **What is the stoning of the Jamaraat?**



▶ **The three Jamaraat**



▶ **The story of the Jamaraat**



► Why do we stone the Jamaraat?



► How do I throw the pebbles?



► Stoning the Jamrah of 'Aqabah on the day of Eid



► The right time for stoning the Jamrah of 'Aqabah



► Throwing stones during the days of Tashreeq



► How do I throw pebbles during the days of Tashreeq?





▶ The right time for throwing pebbles




▶ Appointing a representative on your behalf to perform the stoning




▶ A description of the pebbles which we throw



▶ Picking up pebbles for stoning



▶ The Jamarat then and now



▶ The Jamarat Bridge nowadays






▶ How do I reach
the Jamaraat?



▶ Instructions for using
the Almashaaer
metro line



▶ Shaving after stoning
the Jamrah of
‘Aqabah

Important
numbers






Throwing stones is one of the great rituals of Hajj that the Messenger of Allah (PBUH) did and commanded.

In this guide, we will explain the information and directions you need to know about the Jamarat on your trip.



What is the stoning of the Jamaraat?

Throwing stones is one of the great rituals of Hajj that the Messenger of Allah (PBUH) did and commanded.



This is done by throwing a specific number of small pebbles at the place specified by the Messenger of Allah (PBUH) in Mina, which is called the Jamaraat.

The Jamrah is not a specific wall or the pole towards which pebbles are thrown, rather the name of the area in which pilgrims should aim their throw.



The three Jamaraat

There are three Jamaraat which are stoned. They are:

1

The small Jamrah: This one is also referred to as the first Jamrah. It is the first Jamrah after Al-Khayf mosque in Mina for he who heads towards Makkah.

2

The middle Jamrah: this is the second Jamrah, after the small Jamrah and before the Jamrah of 'Aqabah.

3

The Jamrah of 'Aqabah: This one is also referred to as the big Jamrah and is located at the end of Mina when going towards Makkah.

3


The Jamrah of 'Aqabah

2

The middle Jamrah

1

The small Jamrah



Towards
Makkah


Towards
Al-Khayf mosque








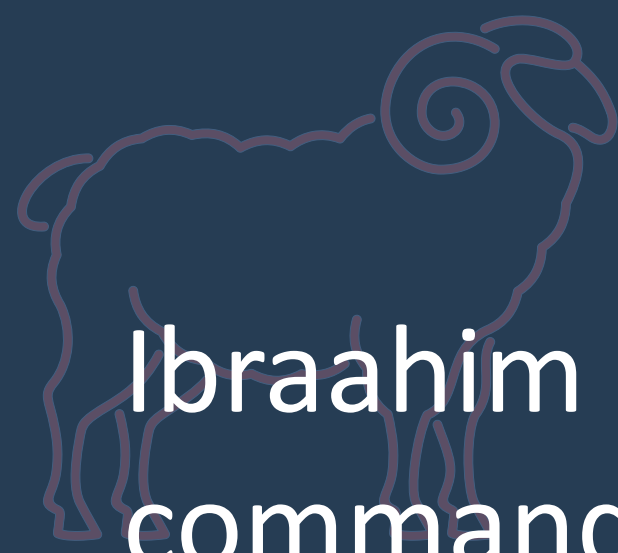
The story of the Jamaraat




When Allah commanded His Prophet Ibraa-him Al-Khalil to slaughter his son Ismaa'il, Al-Khalil responded to the command of Allah and sought to implement this command, but Shaytaan objected to him at the site of the small Jamrah, and whispered to him not to slaughter his son.



Ibraahim threw seven pebbles at him, and he disappeared and vanished. Ibraahim went away, only to be intercepted by Shaytaan again, at the middle Jamrah, so he threw seven pebbles at him again, and Shaytaan disappeared and vanished. Finally, Shaytaan intercepted Ibraahim (PBUH) a third time, at the big Jamrah, and once again he stoned him seven times and the Shaytaan disappeared.




Ibraahim (PBUH) proceeded to carry out the command and so he placed his son on his forehead to slaughter him. It was then that Allah called him with the Words: ***“We called unto him: O Abraham! Thou hast already fulfilled the vision. Lo! thus do We reward the good. Lo! that verily was a clear test.”*** (Surah As-Safat, aayah 104-106). Meaning: ‘You have complied and submitted to the command of Allah and succeeded in this trial and test.’



Why do we stone the Jamaraat?



1



We follow the example of the Prophet (PBUH) and follow his command. He threw pebbles at the Jamaraat and said: “Take your Hajj rituals from me.”

2



By doing so, we submit to Allah, His commands, and His laws. Hajj is a great form of worship which is filled with complete submission to Allah and His laws in all its entirety.



3




We remember the story of Allah's prophet Ibraahim Al-Khalil, peace be upon him.

4



We anger Shaytaan with it, declaring that we are following the path of the Prophets in their enmity for him, for he gets angry when he sees people stoning the place where Allah's friend Ibraahim (PBUH) opposed him.



5



We remember Allah by it and we magnify Him and glorify Him with our tongues and our hearts. The Prophet (PBUH) said: **The circumambulation of the House, the Sa'i between Safaa and Marwah and the stoning of the Jamaraat were established for the remembrance of Allah."**

This is why, with each pebble throw, the pilgrim should recite "Allaahu Akbar" (Allah is Greatest), as if declaring that Allah's glorification and love is greater than all whims and temptations.





How do I throw the pebbles?

1


Go out to throw with your own group and at the specific time which was allocated to your group in order to avoid crowding, getting lost, and harassing other pilgrims.



How do I throw the pebbles?

2

The Jamrah is stoned by seven separate pebbles, one pebble for each throw.



How do I throw
the pebbles?

3

Declare the greatness of Allah with every throw by reciting “Allaahu Akbar” (Allah is Greatest).



How do I throw the pebbles?

4

Be sure to stay away from the crowd and try to approach the Jamrah from a less crowded side.



How do I throw the pebbles?

5

Direct your throw at the wall in front of you in the middle of the Jamrah so that the pebble falls into a basin located in the place of the Jamrah.



How do I throw the pebbles?

6

Be careful not to hurt anyone with what you throw.

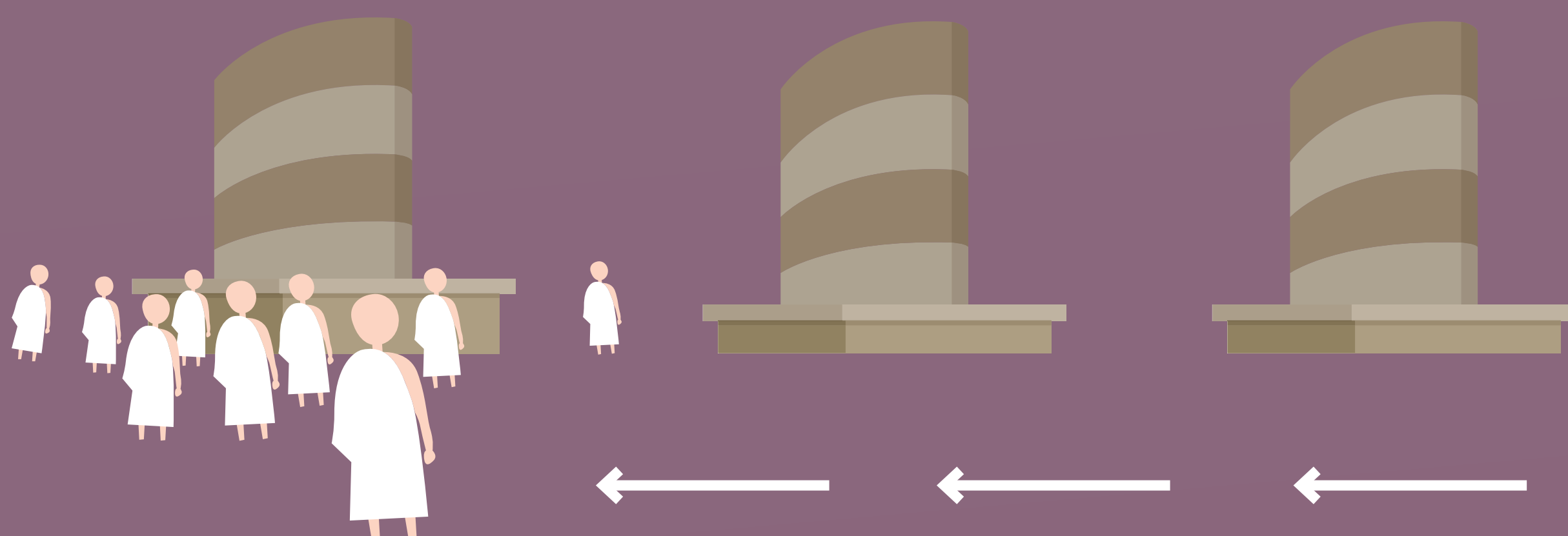




The stoning of the Jamrah of 'Aqabah on the day of Eid




Jamrah of 'Aqabah



The Jamrah of 'Aqabah is the farthest Jamrah when you come to perform the actions of stoning. It is located at the end of Mina, towards Makkah, and it is the only Jamrah which a pilgrim stones on the day of Eid.

- **The pilgrim must stone the Jamrah of 'Aqabah** on the day of Eid, the 10th of Dhul-Hijjah, or the night thereof, after leaving Muzdalifah.





■ The pilgrim throws seven pebbles, saying takbeer (Allaahu Akbar) with each one.

■ The pilgrim stops reciting the Talbiyah after stoning the Jamrah of 'Aqabah.

Continue walking after stoning the Jamrah and do not stop so as not to disrupt the movement of pilgrims and leave an opportunity for others.





The time for stoning the Jamrah of 'Aqabah



The time for stoning the Jamrah of 'Aqabah begins at midnight for those who hurry and leave Muzdalifah at night, and the time for stoning continues throughout the day of Eid. It is better not to delay the stoning until dawn on the eleventh day, for those who are able.



The Messenger of Allah (PBUH) left Muzdalifah between dawn and sunrise, and reached the Jamrah at the time of Duha (forenoon) .



Throwing pebbles during the days of Tashreeq



Pilgrims stone the Jamaraat on the three days of Tashreeq; 11th, 12th, and 13th of Dhul-Hijjah for the one who postpones, and 11th and 12th for the hasty one.

Throwing pebbles is the most important work of pilgrims during these days, as they continue to remember Allah and recite the Takbeer.






How do I throw pebbles during the days of Tashreeq?




- **The pilgrim should go out with his own group** at the time specified for them and in the specified manner, whether it is by train or walking to the Jamaraat.



The pilgrim takes the Jamarat road and follows the directions and instructions he receives.



The small Jamrah



- **The pilgrim begins with the small Jamrah,** which is the first one he will meet from the Jamaraat, and he throws seven pebbles at it, reciting the Takbeer with each throw.



- **Then he moves away from the Jamrah a little,** away from the crowds, and withdraws from the road so as not to affect the path of the pilgrims. He turns towards the Qiblah, raises his hands in supplication, and prays for what he wants of mercy, forgiveness, reconciliation, and acceptance of his Hajj.






The middle Jamrah



- **After that, he walks to the middle (second) Jamrah and stones it**, just as he did with the one before it, with seven pebbles, reciting the Takbeer with each throw.
- **Then he turns away from it, heading to the Jamrah of 'Aqabah**, withdraws from the road, supplicates to Allah and asks for whatever he wills.

The Jamrah of ‘Aqabah



- **Finally, he sets out for the Jamrah of ‘Aqabah (the big one),** which is the third of the Jamaraat, and he stones it as he did with the one before it, with seven pebbles. But it is not prescribed for him to supplicate after stoning this Jamrah.


The pilgrims should not stop after they have finished stoning the Jamaraat, so as not to disrupt the pilgrims’ movement and their departure.





- **Do not annoy the pilgrims by throwing trash in their way.** Make use of designated areas for this instead.

- **When going to the Jamaraat,** adhere to the specific rules of crowd control which are clearly defined, as they have been designed for your benefit and in the service of the guests of the Most Merciful.





The time for throwing pebbles

All days of Tashreeq are considered the right time for stoning, until sunset on the 13th of Dhul-Hijjah.

Rest assured that all the times officially scheduled for throwing are in accordance with the opinions of reputable jurists and legal scholars.

The pilgrim must abide by the allotted time for his group to throw pebbles, in coordination with the competent authorities.



Appointing a representative on your behalf to perform the stoning



The Kingdom provides services during the rituals of Hajj, and the Jamarat in particular. The arrangement of stoning the Jamarat has become smooth, safe and easy, enabling pilgrims to stone the Jamarat and perform the rituals safely and smoothly.



It is permissible for the elderly, the weak, the sick, the pregnant women, and anyone who fears harm to himself by going for the stoning ritual, to assign someone from among the pilgrims to stone the Jamarat on his behalf.

The representative who will perform the stoning shall stone the Jamrah on his own behalf first, then on behalf of whomever he represents. Then move to the next Jamrah and do the same, and so on until the final Jamrah.



A description of the pebbles with which he throws



A description of the pebbles with which he throws:

- They should be small pebbles
- Smaller than hazelnuts, close to the size of peas or date kernels.
- Approximately 1cm in length. One should not use large pebbles.



Do not waste too much time with choosing the shape of the pebbles and matching its size.

After he had collected the stones in his hand, the Prophet (PBUH) said **“Throw stones like these and beware of exaggeration in religion, for those who came before you were destroyed by exaggeration in religion.”**





Picking up pebbles for stoning

It is prescribed for the pilgrim to pick up 7 pebbles before leaving Muzdalifah, which he will throw at the Jamrah of 'Aqabah on the day of Eid. But if he collects them in Mina or any other place, then this is also permissible.

It is not good to pick up the pebbles for the rest of the days from Muzdalifah, so as not to burden the pilgrim, in addition to the fact that this is not prescribed. Pebbles for the rest of the days should be picked up in Mina or from anywhere else on the way.




To make it easier for pilgrims, many groups nowadays provide pebbles, and there is nothing wrong with using them.

Be careful not to pick up pebbles in walking areas so as not to endanger yourself and others.




The Jamarat then and now

In the past, stoning the Jamarat was fraught with difficulties due to the big crowds and the stampedes of pilgrims at specific points, in which a number of deaths occurred every year.



Based on their duty to serve pilgrims and ensure their safety, the Kingdom decided to study the matter in all its aspects. A radical solution to the problem was designed and worked out in order to end the suffering of pilgrims and achieve the legitimate requirements with clarity and smoothness.



The Jamaraat

Bridge nowadays

Number of floors
5 floors

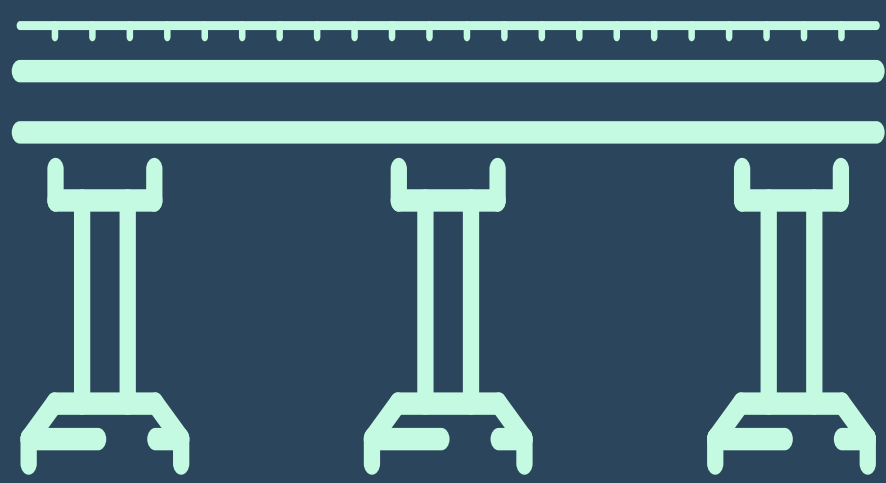


12 metres
Height of each floor

It has a strong
foundation
which ensures

12


floors can be built
in the future if
needed.



The length of the bridge is
950 metres

Its width is **80 metres.**

A total area of more than
200,000 square metres





11 entrances to the
Jamaraat



12 exits
in four directions



300,000 pilgrims
can be accommodated per hour



Advanced multi-sided cooling
system which reduces the
temperature to **29 degrees**

Airstrips



Counting system for pilgrims
and advanced monitoring.
The bridge has more than
900 cameras.

It also contains many advanced protection
and safety systems, and a system to
make public announcements.





4 tunnels

for cars and buses which connect the site with Makkah.



6 buildings

for services

Each building consists of

12 floors

3 electrical stations

for the site, in addition to backup generators



11 staircase buildings, with
28 escalators in each building.


The site contains **328 escalators.**



How do I get to the Jamarat?



Ways to reach the Jamaraat vary according to the group, its time and location. Pilgrims must adhere to the method of regulation and crowd control used for his group.




The Almashaaer Metro Line: A section of the pilgrims arrive at the Jamaraat via the Almashaaer Metro Line, after which the pilgrims have a great distance to travel on foot to reach the place of stoning.





2) Pedestrians: Those who reach the Jamaraat on foot: it is preferable for them to carry a sunshade to protect them from direct sunlight if their stoning takes place during the day. Pilgrims should ensure they wear comfortable shoes which are suitable for long walks.



3) Buses: Other pilgrims may choose to arrive at the Jamaraat by buses which are suited for larger groups.



Open-top cars (golf carts) are available to transport the elderly and those who are not able to walk when ascending the Jamarat Bridge.



Be sure to take your medicines, such as inhalers for asthma and allergies, for those who suffer from these illnesses, as you may need them due to fatigue, long walking and dust inhalation.



Strictly adhere to the directives of the security forces and the rules for crowd control, as they are only in place for the benefit, safety, and comfort of the pilgrims. Be sure not to disobey these directives and rules, as this will lead to overcrowding, bottlenecks, and will cause harm to the guests of the Most Merciful.



There are emergency teams scattered all over the Jamaraat, and you can call them in case you experience any health issues, Allah forbid.



After you have finished stoning the Jamarah of 'Aqabah you can find many services, such as restrooms, barbers, and restaurants.



Instructions for using the Almashaaer metro line

Before leaving the camp, ask for the station numbers which you will use to reach the Jamaraat and return from it.

At the metro station:

- Follow the instructions of the train operators.
- Elevators are available for the elderly and people with special needs.

When riding the metro:

- Mind the gap between the platform and the train carriage.
- Do not try to get on the metro if the carriage is full.
- Ensure to give up seats for the elderly or anyone with mobility issues.

محطة منى ٢
Mina Station 2

5



EED 04

Mina 2

When getting off the train:

- Make sure you get off at the correct stop.
- Mind the gap between the platform and the train carriage.
- Avoid pushing others while exiting the carriage.

When returning from the Jamaraat:

- Follow the instructions of the train operators.
- Stand on the path designated for you.
- Exit at the station designated for you.




Feel free to ask train staff how to get to your destination.



Stick to your designated times for using the metro.



Keep your metro bracelet, as it is not possible to use the metro without it.



Shaving hair after stoning the Jamrah of ‘Aqabah

After the pilgrim stones the Jamrah of ‘Aqabah, it is prescribed for him to shave or trim his hair, which is one of the duties of Hajj.



A large number of certified barber shops and stalls are available after stoning the Jamarah of ‘Aqabah.

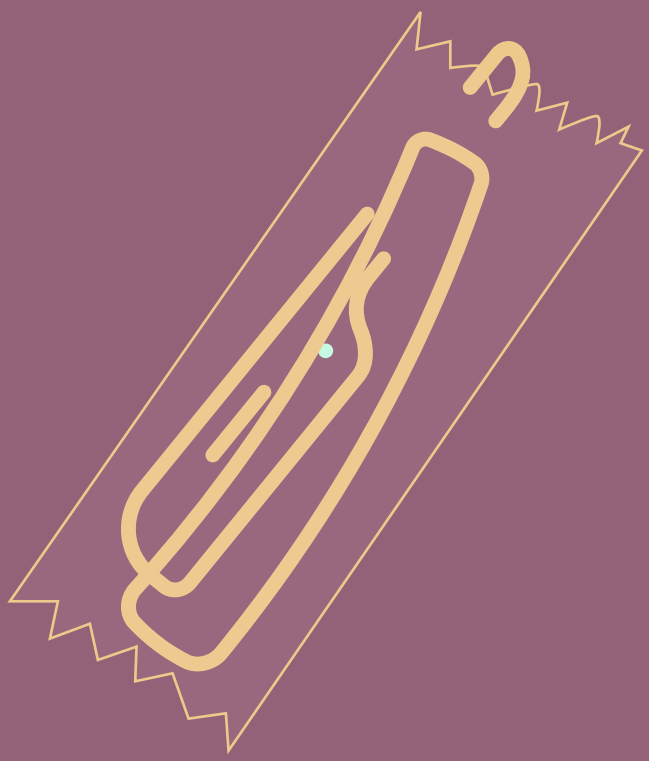
[Click here to access the website](#)

Choose a licensed barber in a designated place. Stay away from road and sidewalk barbers, and do not expose yourself to infectious diseases.

When at the barbers, make sure:



- **The barber uses razors** with plastic handles, which are disposable.



- **He has changed** the shaving tools after the previous pilgrim, and brought out new ones.



- **He washed** his hands with soap and water before he starts shaving.



Important numbers

911

For emergencies and security services

937

Medical consultations and inquiries

920002814

The call center of the Ministry of Hajj and Umrah to answer inquiries from pilgrims

1966

For inquiries about the Sacred Mosque and the Prophet's Mosque



You can obtain the rest of guides by visiting the website of the Ministry of Hajj and Umrah (by clicking here).

In these guides, you will find all the instructions and directions which facilitate you to perform the Hajj rituals with ease and confidence.



Strategic partner



Partners in success



May Allah accept
your deeds
and efforts

For more information,
follow us on our accounts
on social media



Haj.gov.sa | @HajMinistry

وزارة الحج والعمرة
MINISTRY OF HAJJ AND UMRAH

